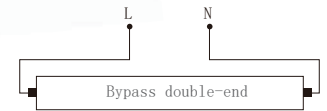




**DOUBLE-END/SINGLE-END DIRECT WIRE  
SHATTER-PROOF**



# Easily upgrade to LED from fluorescent.

Topstar Bypass LED T8 Lamps have been designed and engineered for demanding commercial applications. The lamp's coated glass diffusing tube and compact light engine produce 325° of evenly diffused light. The micro-designed driver allows for a smaller end cap and end-to-end lighting with no dark spots. This UL listed tube requires bypassing the ballast during installation and runs directly off line voltage to eliminate compatibility problems, incidental power loss, lifetime issues, and maintenance costs associated with ballasts.

- DLC 4.2 Listed
- 32W fluorescent replacement
- High efficacy 135-150 LPW
- Wide beam 325° light emitting area
- Built-in universal voltage driver
- 3000K / 3500K / 4000K / 5000K CCT
- Extra long 50 000 hr lifetime
- UL Classified
- Bypass double-end connection minimizes labor and eliminates need for additional non-shunted sockets
- Alternate to install as single-end bypass \*
- PET coated tubes are NSF rated for shatter protection in food preparation areas
- Power Factor >0.9, THD<20%, Non-Dimmable

\* Bypass single-end installation requires non-shunted sockets

# Bypass T8

## Electrical and Technical Data (subject to change without notice)

Ordering Code	Bare Lamp Watt (W)	Initial Lumen	Base	CRI	Color Temp. *	Rated Average life	MOL (in.)	Beam Angle
L48T8-8YY-12P-G4-DW	12	1800	G13	80	3000/3500/4000/5000K	50,000	48	160
L48T8-8YY-14P-G4-DW	14	1900	G13	80	3000/3500/4000/5000K	50,000	48	160
L48T8-8YY-17P-G4-DW	17	2400	G13	80	3000/3500/4000/5000K	50,000	48	160
L48T8-8YY-14P-G6-DW	14	1800	G13	80	3000/3500/4000/5000K	50,000	48	160
L48T8-8YY-17P-G6-DW	17	2200	G13	80	3000/3500/4000/5000K	50,000	48	160

\* No stock of 3000K & 3500K products in US. Need special order arrangement.

\*\*Initial Lumen value above are @ 4000K

## Installation Guide

**WARNING** - Risk of fire or electric shock. LED Retrofit Kit installation requires knowledge of luminaire electrical systems. Installation should be performed only by a qualified electrician in accordance with the National Electrical Code and relevant local code.

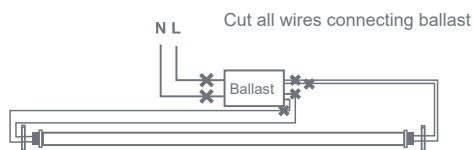
**WARNING** - Risk of fire or electric shock. Install this kit only in the luminaires that have the construction features and dimensions shown in the photographs and/or drawings.

**WARNING** - To prevent wiring damage or abrasion, do not expose wiring to edges of sheet metal or other sharp objects.

**WARNING** - Risk of fire or electric shock. Luminaire wiring and electrical parts may be damaged when drilling for installation of LED retrofit kit. Check for enclosed wiring and components.

- Disconnect power at the source before installation, inspection or removal. Do not simply switch off fixture.
- This item is rated at 120-277V. Installer must determine whether line voltage 120-277V is available at the luminaire before installation.
- Not intended for use with emergency exit fixtures or emergency exit lights.
- Not for use with luminaire ballast.
- Do not use if product is damaged.
- This lamp is non-dimmable. Not for use with dimmers.
- Suitable for use with non-shunted and shunted lamp holders.
- Do not make or alter any open holes in an enclosure of wiring or electrical components during kit installation.
- "This luminaire has been modified to operate LED lamps" shall be marked on the retrofit luminaire where readily visible by the user during normal maintenance including re-lamping.
- Risk of fire or electric shock. Do not open or modify. No user serviceable parts inside.
- Installers should not disconnect existing wires from lamp holder terminals to make new connections at lamp holder terminals. Instead installers should cut existing lamp holder leads away from the lamp holder and make new electrical connections to lamp holder lead wires by employing applicable connectors.
- SUITABLE FOR DAMP LOCATIONS. Suitable for use in wet locations when used in an outdoor-rated fixture. Not for use where directly exposed to the weather or water.
- Complies with Part 15 of FCC. Operation is subject to the following two conditions: (1) This device may not cause harmful interference, and (2) This device must accept any interference received including interference that may cause undesired operation.
- SUITABLE FOR "TYPE IC" OR "TYPE NON-IC" LUMINAIRES.
- No external weight or mechanical force should be applied to tube or components.
- THE RETROFIT ASSEMBLY IS ACCEPTED AS A COMPONENT OF A LUMINAIRE WHERE THE SUITABILITY OF THE COMBINATION SHALL BE DETERMINED BY UL OR AUTHORITIES HAVING JURISDICTION.

1



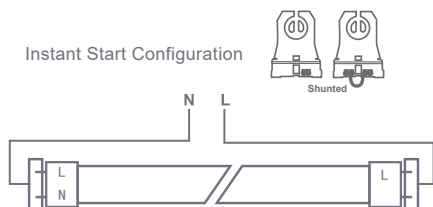
2

Connect L and N to corresponding ends marked L and N



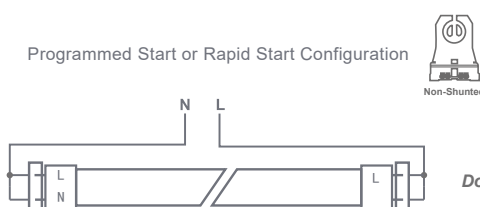
3

Instant Start Configuration



4

Programmed Start or Rapid Start Configuration



Double-ended connection



Single-ended connection

2