

BCBLED22-30W Premium Performance 30 Watt 2x2 Center Basket



Project:	
Type:	
Catalog #:	



STANDARD



The premium-performance BCBLED22 is a 2' x 2' LED center basket luminaire, which offers industry-leading lumens per watt (LPW), and which is *DLC Premium* listed. The BCBLED22 is designed as a direct replacement for 2' x 2' fluorescent luminaires installed in grid ceilings. It is designed to deliver general ambient lighting in a variety of indoor settings, including schools, offices, hospitals and stores, and is the perfect choice for both new construction and retrofits. This high-efficacy luminaire provides long-life and uniform illumination, as well as standard 0-10vdc dimming capability.

FEATURES

- Available in 3000k (warm white), 3500k (warm/neutral white), 4000k (neutral white) and 5000k (cool white) color temperatures.*
- Long-life LEDs provide 81,000 hours of operation with at least 70% of initial lumen output (L_{70}).**
- Provides 3,709 luminaire lumens (124 lumens per watt, LPW) at both 3000k and 3500k; 3,766 luminaire lumens (126 LPW) at 4000k; and 3,823 luminaire lumens (128 LPW) at 5000k.*
- Uniform illumination with no visible LED pixelation.
- Universal 120-277 AC voltage (50-60Hz) is standard.
- 0-10vdc dimming capability is standard.
- Power factor > 0.90.
- Total harmonic distortion < 20%.
- Color rendering index > 80.
- Steel housing and acrylic lens.
- Easy installation in new construction or retrofit. Fits in standard 2' x 2' grid ceilings.
- Standard earthquake clips provide secure installation in grid ceilings.
- Standard mounting options include recessed mounting in grid ceilings, or suspended mounting using attached hanging brackets. For mounting in plaster or other hard ceiling, see Mounting Kits.

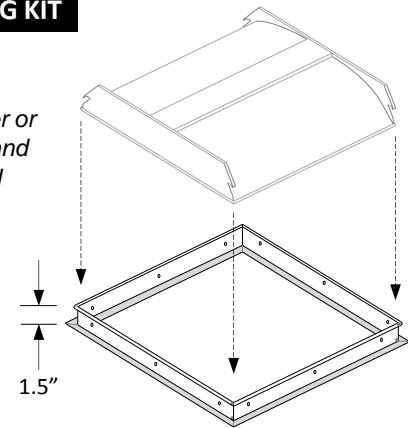
* Contact factory for other color temperatures and lumen packages.
 ** L_{70} hours are IES TM-21-11 calculated hours.

WARRANTY & LISTINGS

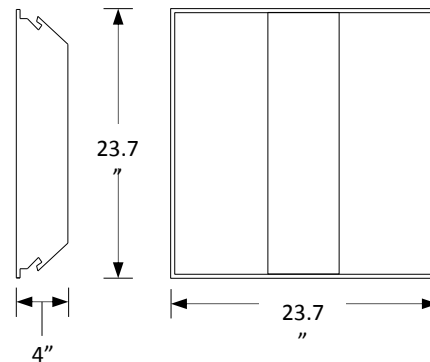
- UL listed for damp locations and insulated ceilings (IC-rated) for use in ambient temperatures from -25°C to 50°C (-13°F to 122°F).
- DLC Premium listed.
- Complies with RoHS (Restriction on Hazardous Substances) requirements.
- Complies with FCC Part 15, part B.
- Complies with IEEE C.62.41-1991, input transient protection (2.5kV).
- 5-year warranty of all electronics and housing.

FLANGE MOUNTING KIT

- Flange Mount Kit (FLANGEKIT22-ET) mounts above plaster or other hard ceilings, and the panel is mounted flush to the ceiling.



DIMENSIONS



Weight: 8.4 lbs.

ORDERING INFORMATION

Example: BCBLED22-30W-3KMV-PRM-BES-FLANGEKIT22-ET

Model	Luminaire Watts	Luminaire Lumens	Lumens/Watt	Color Temperature	Input Voltage	DLC Listing	Options
BCBLED22-30W	30	3,709	124	3K = 3000k	MV= Multi-volt (120-277V)	PRM-BES = DLC Premium	FLANGEKIT22-ET = Flange Mounting Kit
		3,709	124	35K = 3500K			
		3,766	126	4K = 4000k			
		3,823	128	5K = 5000k			

BCBLED22-30W Premium Performance 32 Watt 2x2 Center Basket



ELECTRICAL DATA

Model	Color Temp.	CRI ¹	Luminaire Lumens	Luminaire Watts	Lumens Per Watt	Input Voltage	Input Current (A)			Power Factor	THD ²	L ₇₀ Hours ³
							120V	240V	277V			
BCBLED22-30W-3KMV-PRM-BES	3000k	> 80	3,709	30	124	120-277	0.25	0.13	0.11	> 90%	< 20%	81,000
BCBLED22-30W-35KMV-PRM-BES	3500k	> 80	3,709	30	124	120-277	0.25	0.13	0.11	> 90%	< 20%	81,000
BCBLED22-30W-4KMV-PRM-BES	4000k	> 80	3,766	30	126	120-277	0.25	0.13	0.11	> 90%	< 20%	81,000
BCBLED22-30W-5KMV-PRM-BES	5000k	> 80	3,823	30	128	120-277	0.25	0.13	0.11	> 90%	< 20%	81,000

¹ Color rendering index.

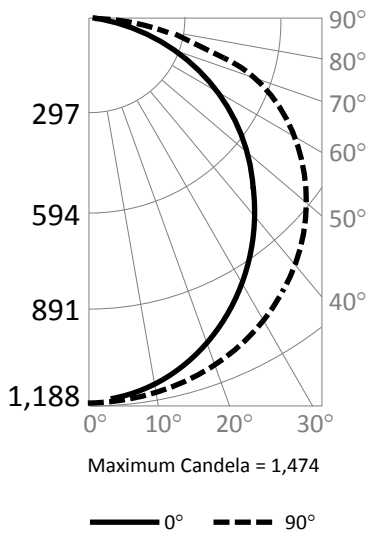
² All 50-60Hz.

³ Total harmonic distortion.

⁴ L₇₀ refers to the number of hours at which lumen output declines to 70% of the initial level. L₇₀ hours are IES TM-21-11 calculated hours.

PHOTOMETRIC DATA

BCBLED22-30W-5KMV-PRM-BES (3,823 Lumens)



Candlepower Summary

	0°	90°
0°	1,180	1,180
10°	1,171	1,164
20°	1,132	1,099
30°	1,067	995
40°	976	854
50°	868	690
60°	736	508
70°	565	315
80°	193	133
90°	0	0

Zonal Lumen Summary

Zone	Lumens	% Fixture
0° – 10°	116	3.0%
0° – 20°	450	11.8%
0° – 30°	959	25.1%
0° – 40°	1,582	41.4%
0° – 50°	2,246	58.8%
0° – 60°	2,878	75.3%
0° – 70°	3,408	89.1%
0° – 80°	3,744	97.9%
0° – 90°	3,823	100.0%
90° – 180°	0	0%
0° – 180°	3,823	100.0%

Cone of Light

